


"PLANET SERIES" PARTS

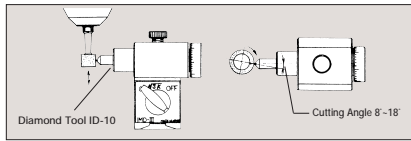
CAT. No. PL10590 DRESSING UNIT



• Procedures for Grindstone Dressing

Clamp the turning spindle of the milling machine, etc. and fix the adjustable dresser near the grindstone (see drawing). Turn the knob to move the diamond forward to cut (0.03 mm per graduation) and slowly move the grindstone up and down.

* As precaution for the dressing, start dressing at a low speed in the beginning (air pressure 22PSI-36PSI or so), and finish with a high-speed rotation.

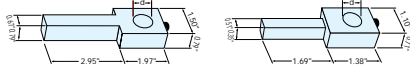


CAT. No.	Model	Accessories	Price
PL10590	KMD-8	KMD-8 Adjustable Infeed Dressing Unit (Diamond Dresser : Optional Refer to 9-p17)	269.00

HOLDER FOR LATHE



- A special holder is required for internal and end face grinding finish with a lathe.



Holder For General Lathe

CAT. No.	d	Model	Price
PL 10550	ø3/4"	HM-19.05	108.00

Holder For Bench Lathe

CAT. No.	d	Model	Price
PL 10566	ø1/2"	HS-12	90.00

Natural Diamond Single Stone Dresser (for KMD-8 Adjustable Infeed Dressing Unit)

Product	Description	CAT. No.	Model	Carat	External Diameter (mm)	Price
	Natural Diamond Single Stone Dresser	PL57551	—	1/4 (0.25ct)	ø75	48.00
		PL57552	—	1/2 (0.5ct)	ø150-ø200	77.00
		PL57553	—	3/4 (0.75ct)	ø255-ø300	115.00
		PL57554	—	1ct	ø300-ø355	140.00

AIR MOTOR MILLING SPINDLE

BT Series Air System



Suitable for drilling and milling with a small diameter tool when the maximum speed of the conventional vertical milling or machining center is not fast enough.

BANTAM 150

12,000~15,000 min⁻¹(rpm)
Output 132W



BANTAM 250

20,000~26,000 min⁻¹(rpm)
Output 105W



AMERICAN ROTARY TOOLS CO. Toll Free USA Tel: (800) 624-2212

1

E-max
ESPERT
VIVAL-MATE 3
ROTUS
IMPULSE
PRESTO
SHEENUS
SONIC CUTTER

2

E2550
E3000
E800Z
E6040

3

MA SERIES
ø0.897"
ø1.0"
ø0.98"
ø1.18"
MS SERIES
ø0.75"
ø0.79"
ø0.87"
ø0.91"
ø1.0"
ø0.98"
HIGH SPEED

4

ABS

5

AMX

6

PS - PSA

7

TECHNICAL DATA

8

HES

HTS

PL

BT

SMS

8

AIR LINE KIT

9

PARTS

10

APPLICATION CHARLES

TECHNICAL DATA

INDEX

1

E-max
ESPERT
VIVAL-MATE 3
ROTUS
IMPULSE
PRESTO
SHEENUS
SONIC CUTTER

2

E2550
E3000
E800Z
E6040

3

MA SERIES
ø0.897"
ø1.0"
ø0.98"
ø1.18"
MS SERIES
ø0.75"
ø0.79"
ø0.87"
ø0.91"
ø1.0"
ø0.98"
HIGH SPEED

4

ABS

5

AMX

6

PS - PSA

7

TECHNICAL DATA

8

HES

HTS

PL

BT

SMS

8

AIR LINE KIT

9

PARTS

10

APPLICATION CHARLES

TECHNICAL DATA

INDEX

AIR MOTOR MILLING SPINDLE "BANTAM SERIES"

BANTAM Series Features

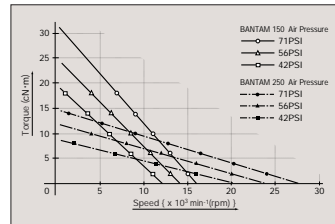
- Air motor spindle type offers less vibration, and is suitable for precision processing works of small-diameter drill & small-diameter end mill, grinding of inside & outside cylindrical surfaces, etc.
- Air driven system generates minimum heat ensuring smooth and continuous operation.
- Chuck run-out accuracy within 8 microns combined with four ultra-precision angular bearings results in strong rigidity.
- High torque enables the use of grinding instrument for grinding of bore, outside cylindrical surface, end surface, etc.



BANTAM Series Specifications

- Speed BANTAM 150 / BANTAM 250
15,000 / 26,000 min⁻¹(rpm) (71PSI)
14,000 / 24,000 min⁻¹(rpm) (56PSI)
12,000 / 20,000 min⁻¹(rpm) (42PSI)
- Max. Output Power 132W / 105W
- Air type Side Air Supply Type
- Shank Straight
- Proper Air Pressure 42-71PSI
- Hose Diameter Air Intake (K-257) ø7 mm (O.D.)

BANTAM Series Torque-Speed Characteristics



BANTAM Series Connection Drawing

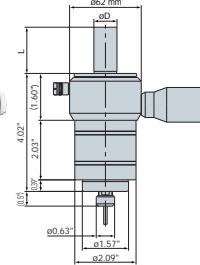
Clean, lubricated, and regulated air is required for BANTAM Series spindles. Please refer to the diagram to the right for proper connections. AL-0304 incorporates a filter, regulator and lubricator to provide the appropriate air.



BANTAM Series can be used in conjunction with water or oil based coolants.

CAT. No. BT11210 BANTAM 150

15,000 min⁻¹(rpm)



- Speed 12,000-15,000 min⁻¹(rpm)
- Max. Output 132W

Speed	12,000 min ⁻¹ (rpm)	14,000 min ⁻¹ (rpm)	15,000 min ⁻¹ (rpm)
Proper Air Pressure	42PSI	56PSI	71PSI
Air Consumption	4.24CFM	5.23CFM	6.07CFM

Air Motor Spindle

CAT. No.	Model	Shank øD x L	Price
BT11210	BT150-H3440	ø3/4" Straight Shank. 1.57" long	2,173.00

Standard Equipment - Accessories	
• Collet Chuck ø1/8" (CH5-3.175) : 1 pc.	• Chuck Nut (K-218) : 1 pc.
• Intake Air Hose (K-257) : ø7 mm x 6 ft	• Silencer (K-262)
• Wrench (10 x 10) : 1 pc.	• Pin Wrench (K-222) : 1 pc.
• Filter Joint (FJ-03)	

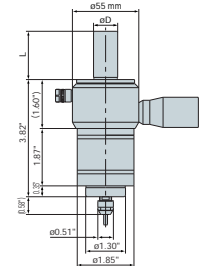
- < Optional >
- Collet Chuck (CH5-□□) ø0.3 mm-ø6.0 mm in 0.1 mm increments and ø2.35 mm, ø1/8", ø1/4"
 - Chuck Nut (K-218) For Collet Chuck (CH5)

*Use Air Line Kit AL-0304 for BANTAM Series.

CAT. No. BT11211 BANTAM 250

26,000 min⁻¹(rpm)

To be discontinued in June 2007.



- Speed 20,000-26,000 min⁻¹(rpm)
- Max. Output 105W

Speed	20,000 min ⁻¹ (rpm)	24,000 min ⁻¹ (rpm)	26,000 min ⁻¹ (rpm)
Proper Air Pressure	42PSI	56PSI	71PSI
Air Consumption	4.03CFM	4.73CFM	5.44CFM

Air Motor Spindle

CAT. No.	Model	Shank øD x L	Price
BT11211	BT250-H3440	ø3/4" Straight Shank. 1.57" long	2,003.00

Standard Equipment - Accessories	
• Collet Chuck ø1/8" (CHA-3.175) : 1 pc.	• Chuck Nut (K-263) : 1 pc.
• Intake Air Hose (K-257) : ø7 mm x 6 ft	• Silencer (K-261)
• Wrench (10 x 10), (8 x 5) : 1 pc. each	• Filter Joint (FJ-03)

- < Optional >
- Collet Chuck (CHA-□□) ø0.5 mm-ø4.0 mm in 0.1 mm increments and ø2.35 mm, ø1/8"
 - Chuck Nut (K-263) For Collet Chuck (CHA)

*Use Air Line Kit AL-0304 for BANTAM Series.

AMERICAN ROTARY TOOLS CO. Toll Free USA Tel: (800) 624-2212

*Order by catalog number. 7-p27

1

E-max

ESPERT

VIVAL-MATE 3

ROTUS

IMPULSE

PRESTO

SHEENUS

SONIC CUTTER

2

E2550

E3000

E800Z

E6040

3

MA SERIES

ø0.897"

ø1.0"

ø0.98"

ø1.18"

MS SERIES

ø0.75"

ø0.79"

ø0.87"

ø0.91"

ø1.0"

ø0.98"

HIGH SPEED

4

ABS

AMX

PS - PSA

PST

TECHNICAL DATA

7

HES

HTS

PL

BT

SMS

8

AIR LINE KIT

9

PARTS

10

APPLICATION CHARTE

TECHNICAL DATA

INDEX

INDEX

INDEX

INDEX

INDEX

INDEX

INDEX

INDEX

INDEX

INDEX

INDEX

INDEX

INDEX

INDEX

INDEX

1

E-max

ESPERT

VIVAL-MATE 3

ROTUS

IMPULSE

PRESTO

SHEENUS

SONIC CUTTER

2

E2550

E3000

E800Z

E6040

3

MA SERIES

ø0.897"

ø1.0"

ø0.98"

ø1.18"

MS SERIES

ø0.75"

ø0.79"

ø0.87"

ø0.91"

ø1.0"

ø0.98"

HIGH SPEED

4

ABS

AMX

PS - PSA

PST

TECHNICAL DATA

7

HES

HTS

PL

BT

SMS

8

AIR LINE KIT

9

PARTS

10

APPLICATION CHARTE

TECHNICAL DATA

INDEX

INDEX

INDEX

INDEX

INDEX

INDEX

INDEX

INDEX

INDEX

INDEX

INDEX

INDEX

INDEX

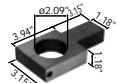
INDEX

INDEX

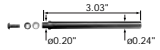
"BANTAM SERIES" PARTS

BANTAM Series Parts





■ Holder for Lathe

Product	CAT. No.	Model	Description	Price
	BT11237	HB-53	BANTAM Lathe Holder For BANTAM 150	180.00

■ Grindstone Arbor


Product	CAT. No.	Model	Size of inside diameter d (Unit : mm)	Fit to	Price
	PL13679	PV-70	Grindstone PBG-14, 16, 20 } are usable PDG-14, 16, 20 }	BANTAM 150	49.00

■ Unmounted Vitrified Grindstone for Internal Grinding

Product		Product dimensions		
				
(Diamond) Grit #170	CAT. No.	PL-10341	PL-10361	PL-16456
	Model	PDG-14	PDG-16	PDG-20
(CBN) Grit #170	CAT. No.	PL-10351	PL-10371	PL-16455
	Model	PBG-14	PBG-16	PBG-20
Package		1 pc.		
Price		180.00	190.00	275.00

"BANTAM SERIES" AIR LINE KIT & OIL

CAT. No. AL0304 AIR LINE KIT AL-0304



- The AL-0304 is a system supplying oil to the motor side automatically by regulating the air pressure. However, in some cases the filter of AL-0304 may not provide sufficient filter effects, and it is recommended to install either an air dryer or a large air filter between the compressor and AL-0304. The lubricator used by NSK is a micro-mist type lubricator specially designed to supply 3% of the visually controlled drip volume (approx. 30 drops/min) to the secondary side (air motor, etc.) in an atomized state.


Air Line Kit (For $\phi 6$ mm, $\phi 8$ mm Hose · Filter Mesh 0.3 μ m)

CAT. No.	Model	Standard Equipment · Accessories	Price
AL0304	AL-0304	<ul style="list-style-type: none"> • Air Filter · Air Regulator • Air Pressure Gauge · Lubricator • Air ON-OFF Valve • Hose for Piping (K-260) · 6 ft • Lubricating Oil (K-211) · 1 pc. · Reducer 	345.00

* Reducer ($\phi 8$ - $\phi 6$ mm Adaptor) is provided.

LUBRICATING OIL

Lubricating Oil (4 oz.)

CAT. No.	Model	Product	Price
AA10478	K-211		7.00

Lubricating Oil (32 oz.)

CAT. No.	Model	Product	Price
AA10480	K-202		20.00

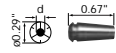
AMERICAN ROTARY TOOLS CO. (ARTCO TOOLS)

**1825 SOUTH PECK ROAD
MONROVIA, CA USA 91016-4778**

**Tel: (626) 358-8466 Fax: (626) 358-0076
Toll Free USA Tel: (800) 624-2212 Fax: (800) 624-2210
Email: info@artcotools.com**

< PARTS > COLLET CHUCK

CHA Group



Fit to : K-263
: CHN-A

Fit to
AMS-1210 - AMS-1501 - AMS-250 - ABS-800 - MSS-19 - MSS-20 - MSS-22 - NRA-5080
PS20-70/120 - PS205-70 - PSA23-80/130 - PSA23S-80 - NR-320 - BANTAM 250
PLANET 850 - PLANET 1500 - SMS400 - HTS SERIES - EM20-S6000 - EM25-S6000

CAT. No.	Model	Inside Diameter d	Price
91405	CHA-0.5	ø0.5	114.00 (★)
91406	CHA-0.6	ø0.6	
91407	CHA-0.7	ø0.7	
RA11805	CHA-0.8	ø0.8	76.00
RA11804	CHA-0.9	ø0.9	
RA11806	CHA-1.0	ø1.0	
RA11807	CHA-1.1	ø1.1	
RA11808	CHA-1.2	ø1.2	
RA11803	CHA-1.3	ø1.3	
RA11815	CHA-1.4	ø1.4	
RA11814	CHA-1.5	ø1.5	
RA11809	CHA-1.6	ø1.6	
91417	CHA-1.7	ø1.7	
RA11810	CHA-1.8	ø1.8	65.00
RA11822	CHA-1.9	ø1.9	
RA11811	CHA-2.0	ø2.0	
RA11831	CHA-2.1	ø2.1	
91422	CHA-2.2	ø2.2	
91423	CHA-2.3	ø2.3	
RA11812	CHA-2.35	ø2.35	
RA11824	CHA-2.4	ø2.4	
RA11821	CHA-2.5	ø2.5	
RA11826	CHA-2.6	ø2.6	
91427	CHA-2.7	ø2.7	76.00
RA11828	CHA-2.8	ø2.8	
RA11829	CHA-2.9	ø2.9	
RA11813	CHA-3.0	ø3.0	
RA11830	CHA-3.1	ø3.1	
RA11818	CHA-3.175	ø1/8"	
91432	CHA-3.2	ø3.2	
91433	CHA-3.3	ø3.3	
91434	CHA-3.4	ø3.4	
RA11823	CHA-3.5	ø3.5	
91436	CHA-3.6	ø3.6	76.00
91437	CHA-3.7	ø3.7	
91438	CHA-3.8	ø3.8	
91439	CHA-3.9	ø3.9	
RA11819	CHA-4.0	ø4.0	

CHB Group



Fit to
NRR-2651 - NR40-5100 ATC

CAT. No.	Model	Inside Diameter d	Price
92820	CHB-2.0	ø2.0	81.00
92830	CHB-3.0	ø3.0	
92893	CHB-3.175	ø1/8"	
92840	CHB-4.0	ø4.0	


CHC Group



Fit to
IC-300 - KC-300 - EIC-300 - EKC-300 - IC-E - KC-E

CAT. No.	Model	Inside Diameter d	Price
90410	CHC-1.0	ø1.0	106.00 (★)
90412	CHC-1.2	ø1.2	
90414	CHC-1.4	ø1.4	
90415	CHC-1.5	ø1.5	71.00
90416	CHC-1.6	ø1.6	
90418	CHC-1.8	ø1.8	106.00 (★)
90420	CHC-2.0	ø2.0	71.00
90492	CHC-2.35	ø2.35	54.00
90430	CHC-3.0	ø3.0	
90493	CHC-3.175	ø1/8"	


CHF Group



Fit to
NR-3080

CAT. No.	Model	Inside Diameter d	Price
91730	CHF-3.0	ø3.0	54.00
91793	CHF-3.175	ø1/8"	


CHG Group



Fit to
HG-200 - NR-301 - EHG-400

CAT. No.	Model	Inside Diameter d	Price
91105	CHG-0.5	ø0.5	106.00 (★)
91106	CHG-0.6	ø0.6	
91107	CHG-0.7	ø0.7	
91190	CHG-0.73	ø0.73	
RA11713	CHG-0.8	ø0.8	
RA11715	CHG-0.9	ø0.9	71.00
RA11777	CHG-1.0	ø1.0	
RA11776	CHG-1.1	ø1.1	
RA11770	CHG-1.2	ø1.2	
91113	CHG-1.3	ø1.3	
RA11786	CHG-1.4	ø1.4	
RA11778	CHG-1.5	ø1.5	
RA11766	CHG-1.6	ø1.6	
RA11717	CHG-1.7	ø1.7	
RA11779	CHG-1.8	ø1.8	
91119	CHG-1.9	ø1.9	60.00
RA11780	CHG-2.0	ø2.0	
RA11787	CHG-2.1	ø2.1	
RA11785	CHG-2.2	ø2.2	
91123	CHG-2.3	ø2.3	
RA11771	CHG-2.35	ø2.35	
91124	CHG-2.4	ø2.4	
RA11781	CHG-2.5	ø2.5	
RA11769	CHG-2.6	ø2.6	
RA11782	CHG-2.7	ø2.7	
91128	CHG-2.8	ø2.8	71.00
91129	CHG-2.9	ø2.9	
RA11772	CHG-3.0	ø3.0	
RA11783	CHG-3.1	ø3.1	
RA11452	CHG-3.175	ø1/8"	
91132	CHG-3.2	ø3.2	
91133	CHG-3.3	ø3.3	
91134	CHG-3.4	ø3.4	
RA11453	CHG-3.5	ø3.5	
91136	CHG-3.6	ø3.6	
91137	CHG-3.7	ø3.7	106.00 (★)
91138	CHG-3.8	ø3.8	
91139	CHG-3.9	ø3.9	
RA11697	CHG-4.0	ø4.0	71.00
91141	CHG-4.1	ø4.1	106.00 (★)
91142	CHG-4.2	ø4.2	
91143	CHG-4.3	ø4.3	
91144	CHG-4.4	ø4.4	71.00
RA11699	CHG-4.5	ø4.5	
91146	CHG-4.6	ø4.6	106.00 (★)
91147	CHG-4.7	ø4.7	
RA11698	CHG-4.76	ø4.76	60.00 (★)
91148	CHG-4.8	ø4.8	106.00
91149	CHG-4.9	ø4.9	
RA11709	CHG-5.0	ø5.0	71.00
91151	CHG-5.1	ø5.1	106.00 (★)
91152	CHG-5.2	ø5.2	
91153	CHG-5.3	ø5.3	
91154	CHG-5.4	ø5.4	71.00
RA11784	CHG-5.5	ø5.5	
91156	CHG-5.6	ø5.6	106.00 (★)
91157	CHG-5.7	ø5.7	
91158	CHG-5.8	ø5.8	
91159	CHG-5.9	ø5.9	
RA11773	CHG-6.0	ø6.0	60.00
RA11714	CHG-6.35	ø1/4"	

CHH Group



Fit to
IH-300 - IR-310 - EHL-401 - EHR-401 - EHR-500 - VH-E

CAT. No.	Model	Inside Diameter d	Price
90603	CHH-0.3	ø0.3	98.00 (★)
90604	CHH-0.4	ø0.4	
90605	CHH-0.5	ø0.5	
RE11727	CHH-0.6	ø0.6	65.00
RE11726	CHH-0.7	ø0.7	
RE11728	CHH-0.8	ø0.8	
90609	CHH-0.9	ø0.9	
RE11729	CHH-1.0	ø1.0	
90611	CHH-1.1	ø1.1	
RE11731	CHH-1.2	ø1.2	
90613	CHH-1.3	ø1.3	
RE11732	CHH-1.4	ø1.4	
90615	CHH-1.5	ø1.5	
RE11659	CHH-1.6	ø1.6	
90617	CHH-1.7	ø1.7	65.00
90618	CHH-1.8	ø1.8	
90619	CHH-1.9	ø1.9	
RE11734	CHH-2.0	ø2.0	
90621	CHH-2.1	ø2.1	
90622	CHH-2.2	ø2.2	
90623	CHH-2.3	ø2.3	
RE11625	CHH-2.35	ø2.35	
90624	CHH-2.4	ø2.4	
90625	CHH-2.5	ø2.5	
90626	CHH-2.6	ø2.6	
90627	CHH-2.7	ø2.7	
90628	CHH-2.8	ø2.8	
90629	CHH-2.9	ø2.9	
RE11739	CHH-3.0	ø3.0	54.00
RE11630	CHH-3.175	ø1/8"	

AMERICAN ROTARY TOOLS CO. Toll Free USA Tel: (800) 624-2212

★ Indicate Hand Grinder
■ Indicate Machine Attachment

* Please call us regarding delivery, small size collets are made to order.

* Order by catalog number.

< PARTS > COLLET CHUCK

CHK Group



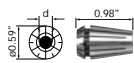
Fit to : K-265 · CHN-B

- Fit to NR-302 · ENR-302
- Fit to ABS-70P · ABS-400 · AMX-50 · AMX-65 (1/1 Ratio) · AMX-90 (1/1 Ratio) · EM30-S6000 · EMS-3041 · EMS-3052 · EMS-3046-J4 · EMS-3057-J4 · EMS-6040 · EMS-6040K · MS-23 · MSS-25 · MSSH-25 · MST-23 · NR-2351 · NR-2532 · NR-H2532 · NR-2551 · NR-H2551 · NR-303 · NR-302P · NR-311 · NR-3060S · NR-403E · NR-453E · NRL-300 · NRL-300E · PS23-80/130 · PS23S-80 · PSA25-90/140 · PSA25S-90 · PSA30-100/160 · PSA30S-100 · PSA35-120/180 · PSA35S-120 · RAS-101 · RAS-151E · RAX-271E · RAX-71E · RAS-2511 · RAS-H2511 · FG-01S · PLANET 400 · HES SERIES

CAT. No.	Model	Inside Diameter d	Price	
PL42665	CHK-0.5	ø0.5	138.00 (★)	
91506	CHK-0.6	ø0.6		
PL42667	CHK-0.7	ø0.7		
PL42668	CHK-0.8	ø0.8	92.00	
PL42692	CHK-0.9	ø0.9		
PL42691	CHK-1.0	ø1.0		
PL42699	CHK-1.1	ø1.1		
PL42682	CHK-1.2	ø1.2		
PL42693	CHK-1.3	ø1.3		
PL42700	CHK-1.4	ø1.4		
PL42695	CHK-1.5	ø1.5		
PL42696	CHK-1.6	ø1.6		
PL42709	CHK-1.7	ø1.7		
PL42698	CHK-1.8	ø1.8		
91519	CHK-1.9	ø1.9		
PL42672	CHK-2.0	ø2.0		81.00
PL42681	CHK-2.1	ø2.1		
PL42662	CHK-2.2	ø2.2		
91523	CHK-2.3	ø2.3		
PL42690	CHK-2.35	ø2.35		
PL42710	CHK-2.4	ø2.4		
PL42663	CHK-2.5	ø2.5		
PL42712	CHK-2.6	ø2.6		
PL42617	CHK-2.7	ø2.7		
PL42694	CHK-2.8	ø2.8		
PL42689	CHK-2.9	ø2.9		
PL42669	CHK-3.0 *	ø3.0	81.00	
PL42670	CHK-3.1	ø3.1	92.00	
PL42685	CHK-3.175 *	ø3.175	81.00	
91532	CHK-3.2	ø3.2	92.00	
PL42705	CHK-3.3	ø3.3		
PL42701	CHK-3.4	ø3.4		
PL42707	CHK-3.5	ø3.5		
PL42706	CHK-3.6	ø3.6		
91537	CHK-3.7	ø3.7		
PL42702	CHK-3.8	ø3.8		
91539	CHK-3.9	ø3.9		
PL42678	CHK-4.0 *	ø4.0		
PL42711	CHK-4.1	ø4.1		
91542	CHK-4.2	ø4.2		
PL42671	CHK-4.3	ø4.3		
PL42673	CHK-4.4	ø4.4		
PL42687	CHK-4.5	ø4.5		
91546	CHK-4.6	ø4.6		
PL42674	CHK-4.7	ø4.7		
PL42680	CHK-4.76	ø4.76		
91548	CHK-4.8	ø4.8		
91549	CHK-4.9	ø4.9		
PL42676	CHK-5.0	ø5.0	92.00	
PL42677	CHK-5.1	ø5.1		
PL42708	CHK-5.2	ø5.2		
91553	CHK-5.3	ø5.3		
PL42703	CHK-5.4	ø5.4		
PL42704	CHK-5.5	ø5.5		
PL42679	CHK-5.6	ø5.6		
91557	CHK-5.7	ø5.7		
91558	CHK-5.8	ø5.8		
PL42697	CHK-5.9	ø5.9		
PL42686	CHK-6.0 *	ø6.0		81.00
PL42675	CHK-6.35 *	ø6.35		

*High precision type is also available for CHK-3.0, 3.175, 4.0, 6.0, 6.35 (The value of run-out is within 3 μm)

CHL Group




Fit to : CHN-L

- Fit to AMX-65 (1/3 · 1/9 Ratio) · PSA40-140/200 · PSA40S-140 · PSA45-160/220 · PSA45S-160 · PSA50-180/240 · PSA50S-180

CAT. No.	Model	Inside Diameter d	Price
91610	CHL-1.0	ø1.0	103.00
91615	CHL-1.5	ø1.5	
91620	CHL-2.0	ø2.0	
91692	CHL-2.35	ø2.35	92.00
91625	CHL-2.5	ø2.5	103.00
91630	CHL-3.0	ø3.0	92.00
91693	CHL-3.175	ø3.175	
91635	CHL-3.5	ø3.5	103.00
91640	CHL-4.0	ø4.0	
91645	CHL-4.5	ø4.5	
91650	CHL-5.0	ø5.0	
91655	CHL-5.5	ø5.5	
91660	CHL-6.0	ø6.0	
91696	CHL-6.35	ø6.35	
91665	CHL-6.5	ø6.5	
91670	CHL-7.0	ø7.0	103.00
91675	CHL-7.5	ø7.5	
91680	CHL-8.0	ø8.0	


CHM Group



- Fit to MH-300 · BMH-300
- Fit to NR-600 · NR-601 · AMH-300 · AMH-301

CAT. No.	Model	Inside Diameter d	Price
90903	CHM-0.3	ø0.3	98.00 (★)
90904	CHM-0.4	ø0.4	
90905	CHM-0.5	ø0.5	
90906	CHM-0.6	ø0.6	
90907	CHM-0.7	ø0.7	
RE11601	CHM-0.8	ø0.8	
RE11597	CHM-0.9	ø0.9	
RE11605	CHM-1.0	ø1.0	65.00
RE11608	CHM-1.1	ø1.1	
RE11607	CHM-1.2	ø1.2	
RE11603	CHM-1.3	ø1.3	
RE11599	CHM-1.4	ø1.4	
RE11610	CHM-1.5	ø1.5	
RE11600	CHM-1.6	ø1.6	
90917	CHM-1.7	ø1.7	
90918	CHM-1.8	ø1.8	
90919	CHM-1.9	ø1.9	
RE11609	CHM-2.0	ø2.0	
90921	CHM-2.1	ø2.1	
90922	CHM-2.2	ø2.2	
90923	CHM-2.3	ø2.3	
RE11602	CHM-2.35	ø2.35	
90924	CHM-2.4	ø2.4	54.00
90925	CHM-2.5	ø2.5	
90926	CHM-2.6	ø2.6	65.00
90927	CHM-2.7	ø2.7	
90928	CHM-2.8	ø2.8	
90929	CHM-2.9	ø2.9	
RE10459	CHM-3.0	ø3.0	
RE11604	CHM-3.175	ø3.175	
		ø1/8"	54.00

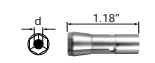
CHP Group



- Fit to ENR-420 ATC
- Fit to NRR-2650 · NR-260E ATC

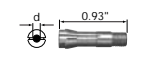
CAT. No.	Model	Inside Diameter d	Price
AS72115	CHP-2.0	ø2.0	65.00
AS72116	CHP-3.0	ø3.0	
AS72117	CHP-3.175	ø3.175	

CHR Group



- Fit to NR-5041E ATC
- | CAT. No. | Model | Inside Diameter d | Price |
|----------|-----------|-------------------|-------|
| 91920 | CHR-2.0 | ø2.0 | 81.00 |
| 91930 | CHR-3.0 | ø3.0 | 71.00 |
| 91993 | CHR-3.175 | ø3.175 | |
| 91940 | CHR-4.0 | ø4.0 | 81.00 |
| 91960 | CHR-6.0 | ø6.0 | |
| 91996 | CHR-6.35 | ø6.35 | |

CHS Group



- Fit to ERA-270 · IMPULSE SERIES
- Fit to RA-200 · RA-271E · RA-2521 · RA-H2521

CAT. No.	Model	Inside Diameter d	Price
NK10216	CHS-0.8	ø0.8	54.00
90509	CHS-0.9	ø0.9	
NK10218	CHS-1.0	ø1.0	
90511	CHS-1.1	ø1.1	
90512	CHS-1.2	ø1.2	
90513	CHS-1.3	ø1.3	
90514	CHS-1.4	ø1.4	
NK10219	CHS-1.5	ø1.5	
NK10220	CHS-1.6	ø1.6	
90517	CHS-1.7	ø1.7	
90518	CHS-1.8	ø1.8	
90519	CHS-1.9	ø1.9	
NK10221	CHS-2.0	ø2.0	
90521	CHS-2.1	ø2.1	44.00
90522	CHS-2.2	ø2.2	
90523	CHS-2.3	ø2.3	
NK10215	CHS-2.35	ø2.35	
NK10224	CHS-2.4	ø2.4	44.00
NK10222	CHS-2.5	ø2.5	
90526	CHS-2.6	ø2.6	
90527	CHS-2.7	ø2.7	
90528	CHS-2.8	ø2.8	
NK10209	CHS-2.9	ø2.9	
NK10223	CHS-3.0	ø3.0	
NK10210	CHS-3.175	ø3.175	

CH5 Group



Fit to : K-218 · CHN-02

- Fit to PLANET 550 · BANTAM 150 · AMS-150R · AMS-150L · AMS-600 · AMS-20R · AMS-20L · AMS-50R · AMS-50L · MSTN-23 · NR-310 · FG-02S

CAT. No.	Model	Inside Diameter d	Price
91203	CH5-0.3	ø0.3	106.00 (★)
91204	CH5-0.4	ø0.4	
91205	CH5-0.5	ø0.5	
PL11464	CH5-0.6	ø0.6	
PL11465	CH5-0.7	ø0.7	
PL11467	CH5-0.8	ø0.8	
PL11468	CH5-0.9	ø0.9	
PL11488	CH5-1.0	ø1.0	
PL11469	CH5-1.1	ø1.1	
PL11470	CH5-1.2	ø1.2	
91213	CH5-1.3	ø1.3	
91214	CH5-1.4	ø1.4	
PL11494	CH5-1.5	ø1.5	
PL11495	CH5-1.6	ø1.6	
91217	CH5-1.7	ø1.7	
PL11498	CH5-1.8	ø1.8	
91219	CH5-1.9	ø1.9	
PL11489	CH5-2.0	ø2.0	
91221	CH5-2.1	ø2.1	
PL11492	CH5-2.2	ø2.2	
91223	CH5-2.3	ø2.3	
91292	CH5-2.35	ø2.35	
91224	CH5-2.4	ø2.4	60.00
PL10672	CH5-2.5	ø2.5	
91226	CH5-2.6	ø2.6	71.00
PL10683	CH5-2.7	ø2.7	
PL10670	CH5-2.8	ø2.8	
91229	CH5-2.9	ø2.9	
PL11490	CH5-3.0	ø3.0	60.00
91231	CH5-3.1	ø3.1	71.00
PL11466	CH5-3.175	ø3.175	60.00
91232	CH5-3.2	ø3.2	71.00
91233	CH5-3.3	ø3.3	
PL10671	CH5-3.4	ø3.4	
PL10673	CH5-3.5	ø3.5	
PL10674	CH5-3.6	ø3.6	
PL10682	CH5-3.7	ø3.7	
91238	CH5-3.8	ø3.8	
91239	CH5-3.9	ø3.9	
PL10677	CH5-4.0	ø4.0	
91241	CH5-4.1	ø4.1	
91242	CH5-4.2	ø4.2	
PL10681	CH5-4.3	ø4.3	
PL10679	CH5-4.4	ø4.4	
PL10678	CH5-4.5	ø4.5	
91246	CH5-4.6	ø4.6	
91247	CH5-4.7	ø4.7	
91294	CH5-4.76	ø4.76	
91248	CH5-4.8	ø4.8	
91249	CH5-4.9	ø4.9	
PL10676	CH5-5.0	ø5.0	
91251	CH5-5.1	ø5.1	
91252	CH5-5.2	ø5.2	
91253	CH5-5.3	ø5.3	
91254	CH5-5.4	ø5.4	
91255	CH5-5.5	ø5.5	
91256	CH5-5.6	ø5.6	
91257	CH5-5.7	ø5.7	
91258	CH5-5.8	ø5.8	
91259	CH5-5.9	ø5.9	
PL11502	CH5-6.0	ø6.0	60.00
PL10675	CH5-6.35	ø6.35	

- Indicate Hand Grinder
- Indicate Machine Attachment


AMERICAN ROTARY TOOLS CO. Toll Free USA Tel: (800) 624-2212

* Please call us regarding delivery, small size collets are made to order.

* Order by catalog number.

< PARTS > COLLET CHUCK

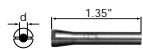
CH6 Group



Fit to
ABS-1600

CAT. No.	Model	Inside Diameter d	Price
90830	CH6-3.0	ø3.0	54.00
90893	CH6-3.175	ø1/8"	

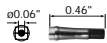
CH8 Group



Fit to
RA-100 - RA-151E - RA-2511 - RA-H2511

CAT. No.	Model	Inside Diameter d	Price
PL11539	CH8-0.8	ø0.8	65.00
91009	CH8-0.9	ø0.9	
PL11540	CH8-1.0	ø1.0	
PL11531	CH8-1.1	ø1.1	
PL11536	CH8-1.2	ø1.2	
PL11533	CH8-1.3	ø1.3	
PL11555	CH8-1.4	ø1.4	
PL11556	CH8-1.5	ø1.5	
PL11517	CH8-1.6	ø1.6	
PL11568	CH8-1.7	ø1.7	
PL11569	CH8-1.8	ø1.8	
91019	CH8-1.9	ø1.9	
PL11574	CH8-2.0	ø2.0	
91021	CH8-2.1	ø2.1	
PL11532	CH8-2.2	ø2.2	
91023	CH8-2.3	ø2.3	
PL11521	CH8-2.35	ø2.35	
PL11522	CH8-2.4	ø2.4	65.00
PL11523	CH8-2.5	ø2.5	
PL11525	CH8-2.6	ø2.6	
91027	CH8-2.7	ø2.7	
PL11578	CH8-2.8	ø2.8	
91029	CH8-2.9	ø2.9	
PL11588	CH8-3.0	ø3.0	54.00
PL10637	CH8-3.175	ø1/8"	

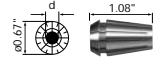
CH20-16



Fit to
PLANET 2000

CAT. No.	Model	Inside Diameter d	Price
PL10641	CH20-16	ø1/16"	34.00

ESX-16

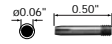


Fit to
AMX-80 (1/3 - 1/9 Ratio) - PSA60-200/260 - PSA60S-200

Fit to : CHN-E

CAT. No.	Model	Fit to	Price
—	ESX-16	Equivalent to Shuffling ESX-16	Available in the market

K-252



Fit to
MFC-300S

CAT. No.	Model	Inside Diameter d	Price
RE10360	K-252	ø1/16"	38.00

K-253



Fit to
MFC-300M

CAT. No.	Model	Inside Diameter d	Price
RE10356	K-253	ø1/16"	38.00

< PARTS > CHUCK NUT

Chuck Nut CHN-A



1501 19 20 22 1210 20 6000

CAT. No.	Model	Fit to	Price
2102			54.00

Chuck Nut CHN-B 6040 6040



6040 6040

CAT. No.	Model	Fit to	Price
12123			42.00

Chuck Nut CHN-E



80 13 19 60 200 260 60 200

CAT. No.	Model	Fit to	Price
12119		16	46.00

Chuck Nut CHN-L



65 13 19 40 140 200 40 140 45 160 220

CAT. No.	Model	Fit to	Price
02121			44.00

Chuck Nut CHN-02



310 20 20 50 50 23 02

CAT. No.	Model	Fit to	Price
32124	02	5	42.00

Chuck Nut K-218



550 150 150 150 600

CAT. No.	Model	Fit to	Price
12120	218	5	42.00

Chuck Nut K-263



Fit to
NRA-5080 - NR-320 - ABS-800 - PS20-70/120 - PS20S-70 - PSA23-80/130 - PSA23S-80 - SMS400 - BANTAM 250 - PLANET 850 - PLANET 1500

CAT. No.	Model	Fit to	Price
11820	263		42.00

Chuck Nut K-265



30 6000 3041 3046 4 3052 3057 4 403 453 300 101 151 271 71 2532 2532 2511 2511 2551 2551 2351 300 303 302 311 3060 23 23 25 25 400 50 65 1 1 80 1 1 23 80 130 23 80 25 90 140 25 90 30 100 160 30 100 35 120 180 35 120 70 400 01

CAT. No.	Model	Fit to	Price
11900	265		42.00

AMERICAN ROTARY TOOLS CO. (ARTCO TOOLS)

1825 SOUTH PECK ROAD
MONROVIA, CA USA 91016-4778

Tel: (626) 358-8466 Fax: (626) 358-0076
Toll Free USA Tel: (800) 624-2212 Fax: (800) 624-2210
Email: info@artcotools.com

Indicate Hand Grinder
Indicate Machine Attachment

* Order by catalog number.